

INDICES OF 2012

INDICES OF 2012

First: In the Field of Verification

- 1- The Commission received 8639 proclamations⁽¹⁾ claiming corruption, 915 of which were kept, which amount to 10.52%; 5011 proclamations were unsigned and out of which 657 were kept with 13.11% as ratio. The signed proclamations were 3628 only 258 were kept which amount to 7.11%.

Notification

2005	2006	2007	2008	2009	2010	2011	2012
576	No Statistics available		1184	7797	8958	12520	8639

- 2- The Commission investigated 33351 claims in this year (together with those kept from the previous years)⁽²⁾, 16746 of which were informational claims⁽³⁾ which the investigators looked into their claims regarding corruption: 10078 which amount to 60.18% were arbitrated plus 16605 criminal claims⁽⁴⁾ were investigated by the Commission with the supervision of a judge, 11741 of which were arbitrated whose ratio was 70.7%, whereas the total amount of the unclosed claims in 2012 was 17146 containing 6741 informational claims, 3542 were arbitrated which amount to 52.54% and 10405 criminal claims, 7230 of which were arbitrated corresponding to 69.49%.

Open Notification

Subject	2004-2005	2006	2007	2008	2009	2010	2011	2012	Sum total
Informational Cases	2697	3712	4831		7650	8617	9499	6741	48249
Criminal Cases	794	2310	3171	3962	6449	8450	11671	10405	47212
All Cases	3491	6022	8002	8464	14099	17067	21170	17146	95461

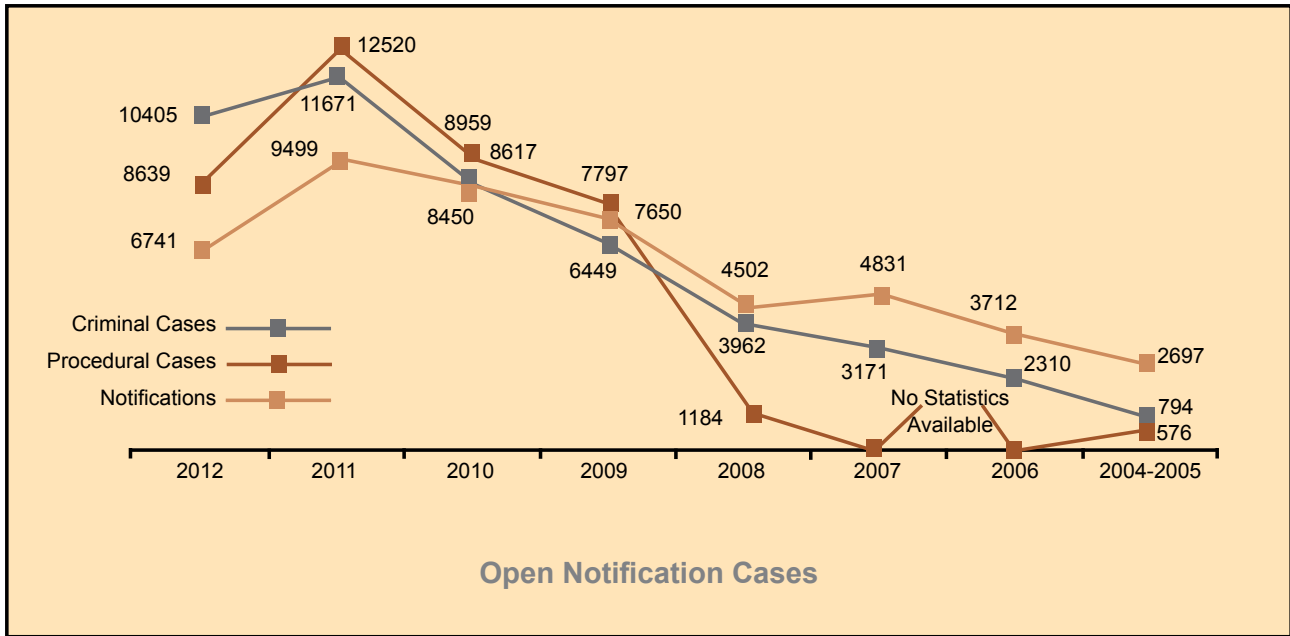
The decline of the number of informational and criminal cases in 2012 relative to their number in the previous years was due to the fact that the Commission worked according to the investigational specialization stated in Article 1 of the law of the Commission of Integrity No. 30, year 2011. It did not get involved in claims whether informational or criminal which were outside its specific profession such as some of the pictures of forgery with the exception of those received from previous years, namely, prior to issuing of the above-mentioned law of the Commission.

(1) A proclamation is what is received by the Commission in relation to information about corruption. It could be unsigned.

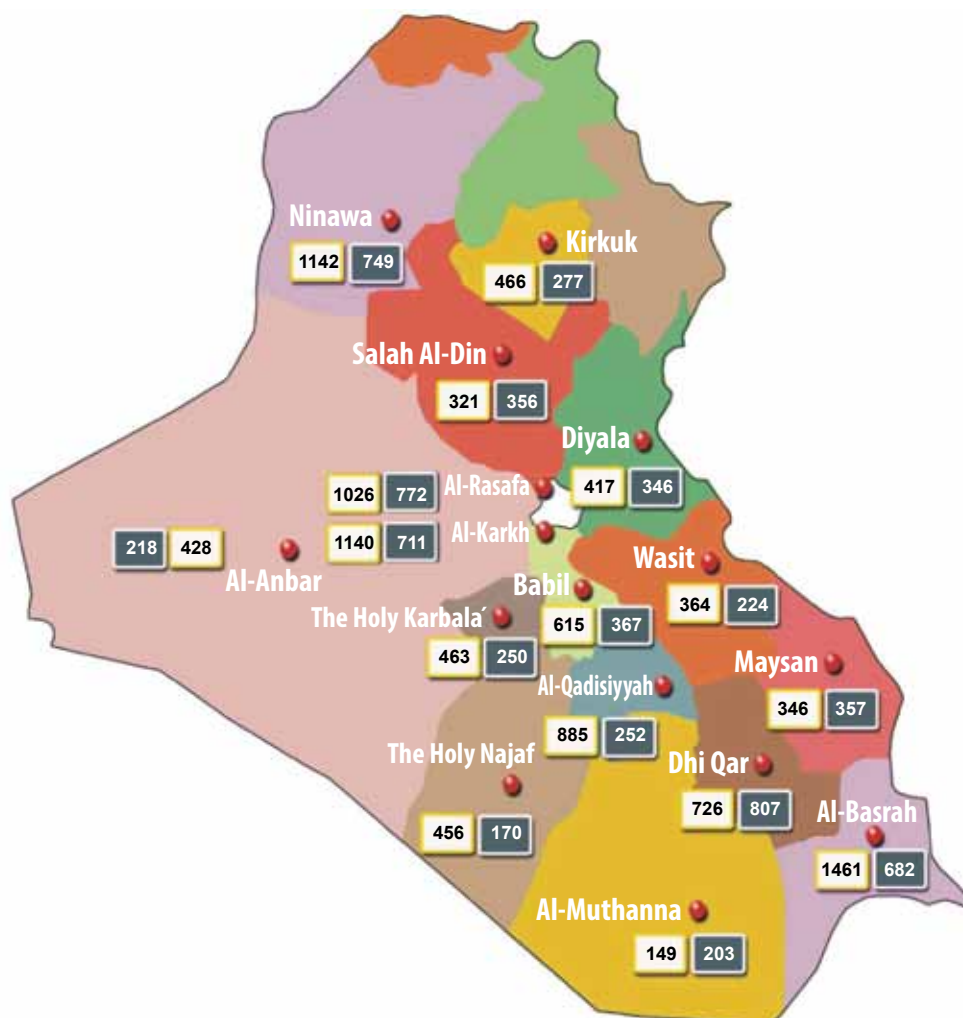
(2) The claim which was not settled in previous years and the Commission deals with it in 2012.


(3) The informational claim is the one investigated by the Commission prior presenting it to the judge of investigation.

(4) The criminal case is the claim that was presented to the judge of investigation and it is under the investigation of an investigator in the commission under the supervision of the judge who belongs to Highest Judicature Council.



The Open Claims in 2012



	Offices of the Commission's investigations
10405	The total of the criminal cases
6741	The total of the informational cases
17146	The sum total

3- Orders of arrest and summon:

A- The number of orders of arrest was 2667, nine orders involved ministers and their equals in rank; 99 orders involved 61 heads of departments and those of similar rank⁽¹⁾. The orders for arrest on charges of forgery were 845 which corresponded to 31.68%, 367 for theft corresponding to 13.76%, 253 for transcending their assigned functions which amount to 13.23% and the rest involving 1102 orders i.e. 41.31% related to other crimes of corruption. The total number of the orders of arrest reached 2034 i.e. 76.26%.

Arrest Warrants

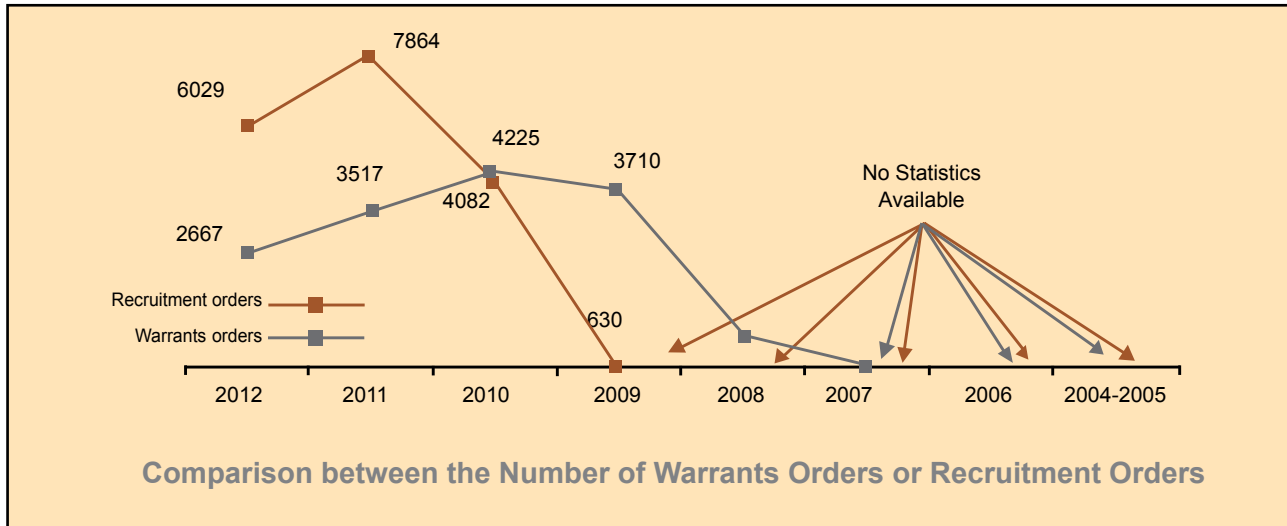
	2004-2005	2006	2007	2008	2009	2010	2011	2012
Number of Arrest Warrants	No Statistics Available	No Statistics Available	No Statistics Available	630	3710	4225	3517	2667
Arrest Warrants for Director to up		173	14	6	152	57	62	108

B- The number of summons totaled 6029, 27 of which involved 15 ministers or their equals in rank, 205 related to 151 heads of departments and higher and their equals. But the most important summons had to do with the crimes committed by the official employees in their work, they numbered 1642, ratio 27.23% covering the following: 637 orders for stealing corresponding to 10.56%, 403 orders, 6.68% 403 i.e. 6.68% for forgery and all the remaining 3346 with the ratio of 41.31% for the other crimes of corruption. In fact, 5130 summons were achieved which corresponded to 85.08%.

Recruitment or Laws

	2004-2005	2006	2007	2008	2009	2010	2011	2012
Recruitment Orders	No Statistics Available					4082	7864	6029
Recruitment Orders for Directors to up	No Statistics Available					197	172	205

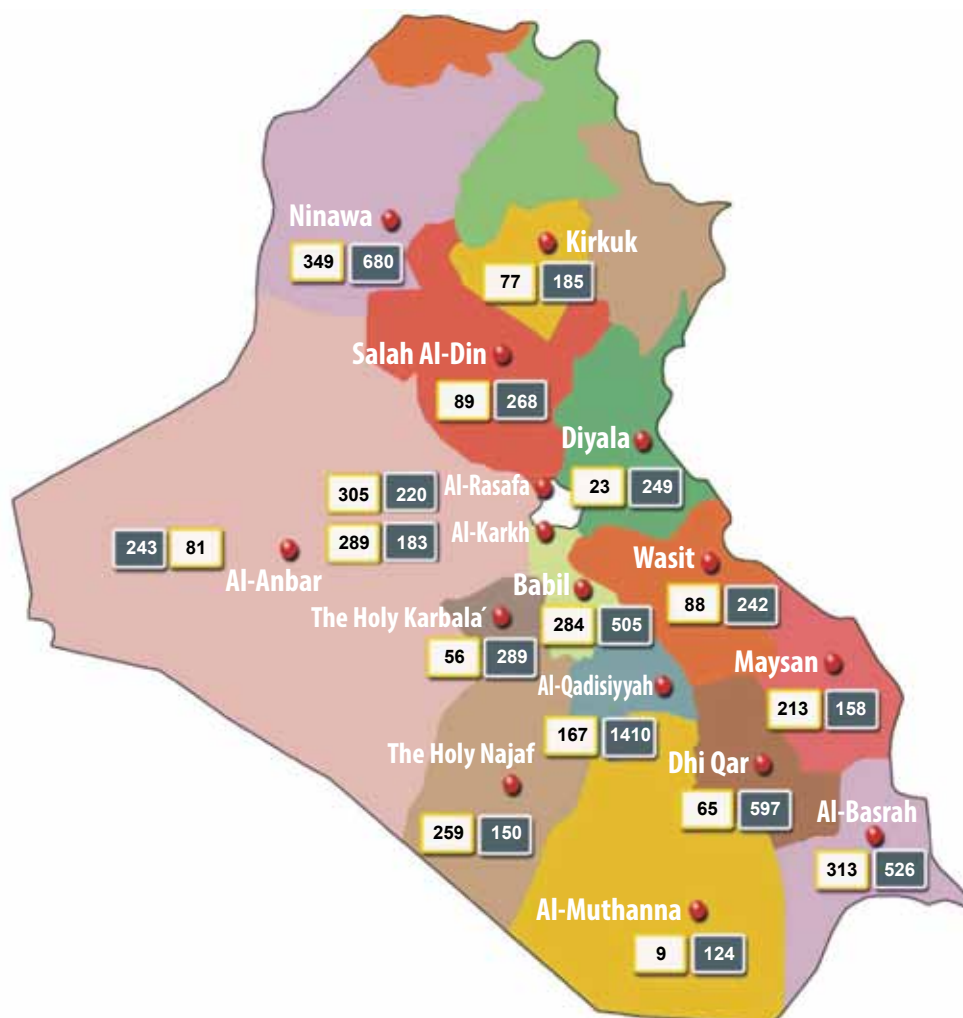
(1) The above-mentioned number represents the total number of the orders issued against those who occupy the position presently or those who did occupy them previously; it also involve the original employee or who was equal in rank.






We observe a decline in the number of arrests and summons in 2012 relative to the numbers in previous years. The causes may be stated as follows:

- 1- The number of the informational and criminal claims declined in 2012 as it was explained in paragraph (ii).
- 2- We can observe from the statements in the special statistical list pertaining to the criminal claims which are classified according to the applied procedure that the ratio of the integrated claims and the referred claims to the outside of the Committee reached 32% of the total number of the criminal claims.

Number of the Orders of Arrest and Summon in 2012



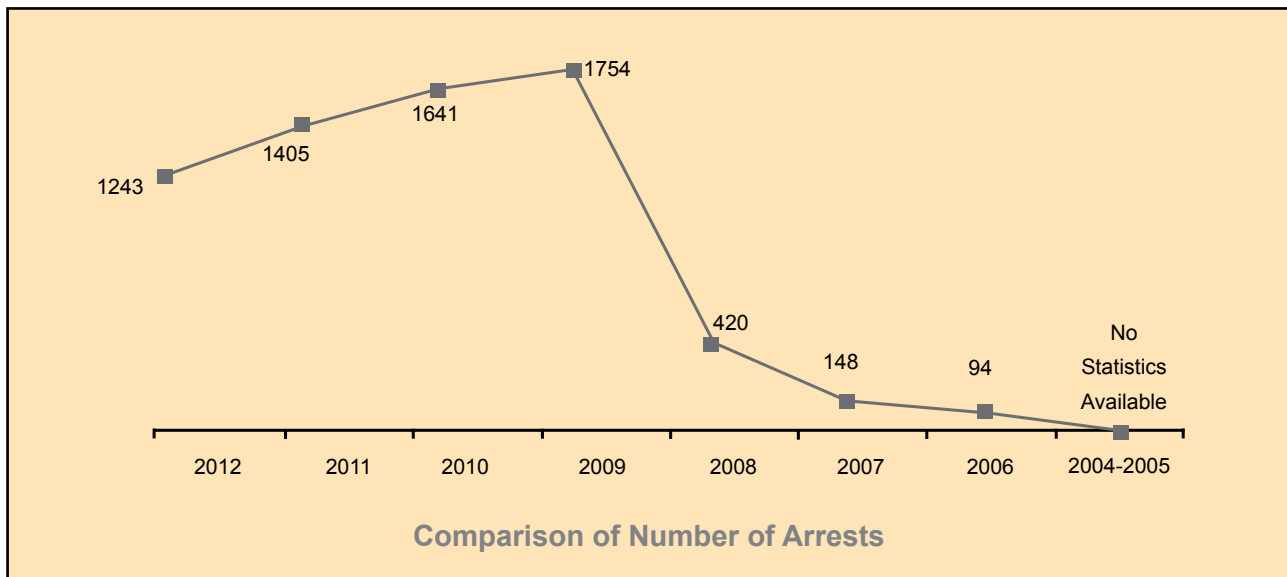
	Offices of the Commission's investigations
	Number of the Orders of Arrest
	Number of the Orders of Summon

- 4- 41226 orders of arrest were issued about corruption, one of which involved a minister or one of his rank together with 17 orders of arrest involving 16 heads of departments, higher or equals.

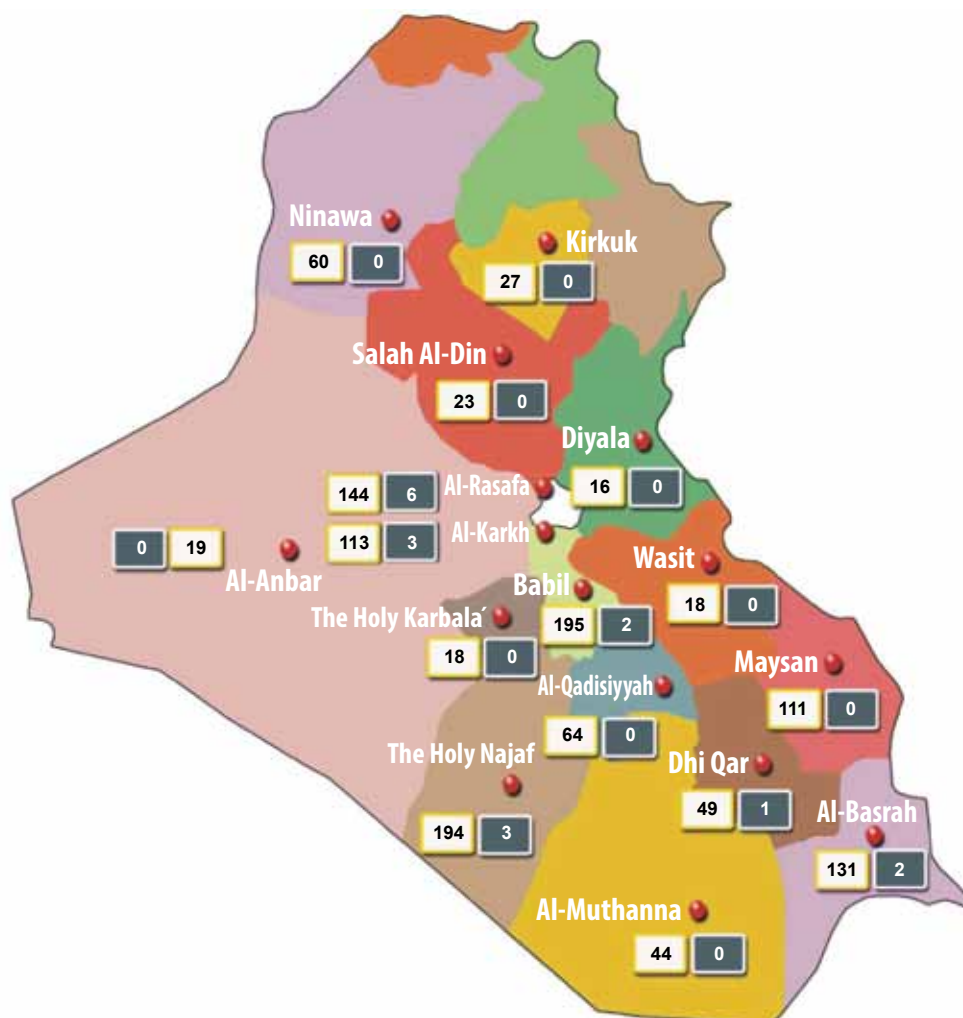
Custody Warrants

	2004-2005	2006	2007	2008	2009	2010	2011	2012
Lower than the Director General	No Statistics Available	94	148	417	1719	1619	1393	1226
Director General and Higher				3	35	22	12	17

Note that there is a decrease in the number of arrest warrants in 2012, this is because the recruitment and warrant orders are also declined as we explained earlier.



Number of Arrests Issued in 2012



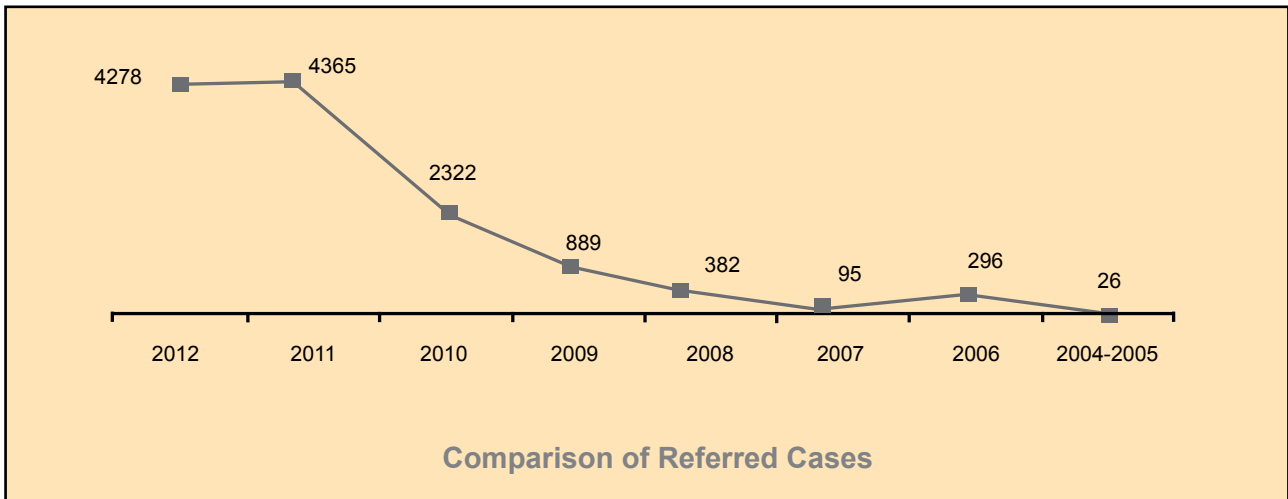
	Offices of the Commission's investigations
	Number of Arrests
	Number of Issued Arrests of Director General and Higher

5- The Committee relegated 5980 of the accused to the courts to be tried for 4278 claims of corruption involving 12 ministers or their equals in rank who received 23 relegations and 97 heads of departments and higher officials or who were of their rank⁽¹⁾ who received 136 relegation among those who we should mention 7 of the candidates to the parliament and 11 of the candidates to the councils of the governorates. The most important relegations involved bribery (276), with 4.62% as ratio, stealing (568) corresponding to 9.5%, wasting the moneys of the state (2188) with ratio of 36.59%, forgery (858) i.e. 14.35%. The estimation of the corruption involved in the claims exceeded 133 billion dinars.

The number of the arrested was 402, with ratio 6.72%, the escapes 645, 10.79% and the patrons 4933 i.e. 82.49% of the total number which was 5980.

Cases Referred

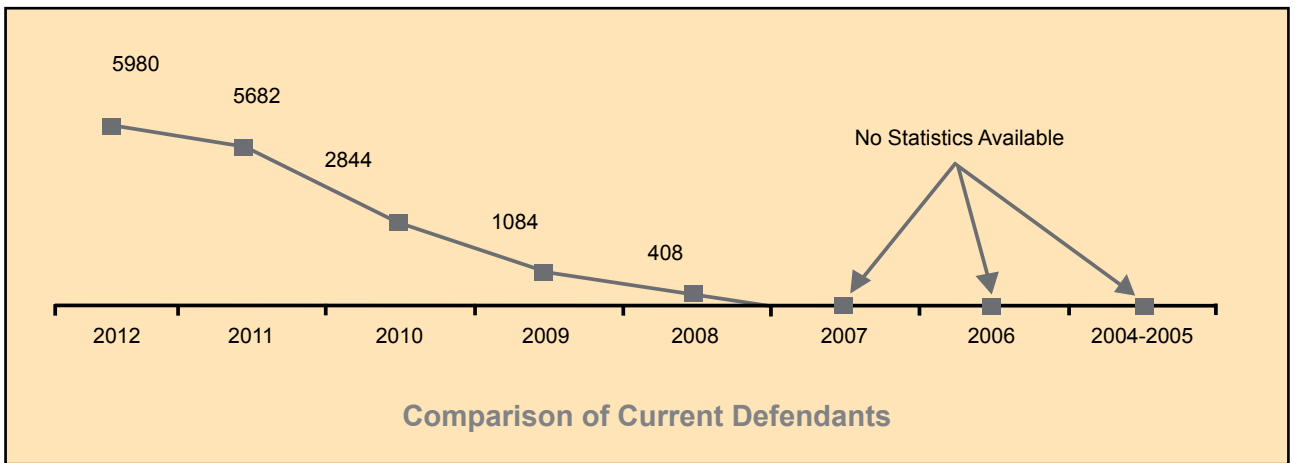
2004-2005	2006	2007	2008	2009	2010	2011	2012
26	296	95	382	889	2322	4365	4278



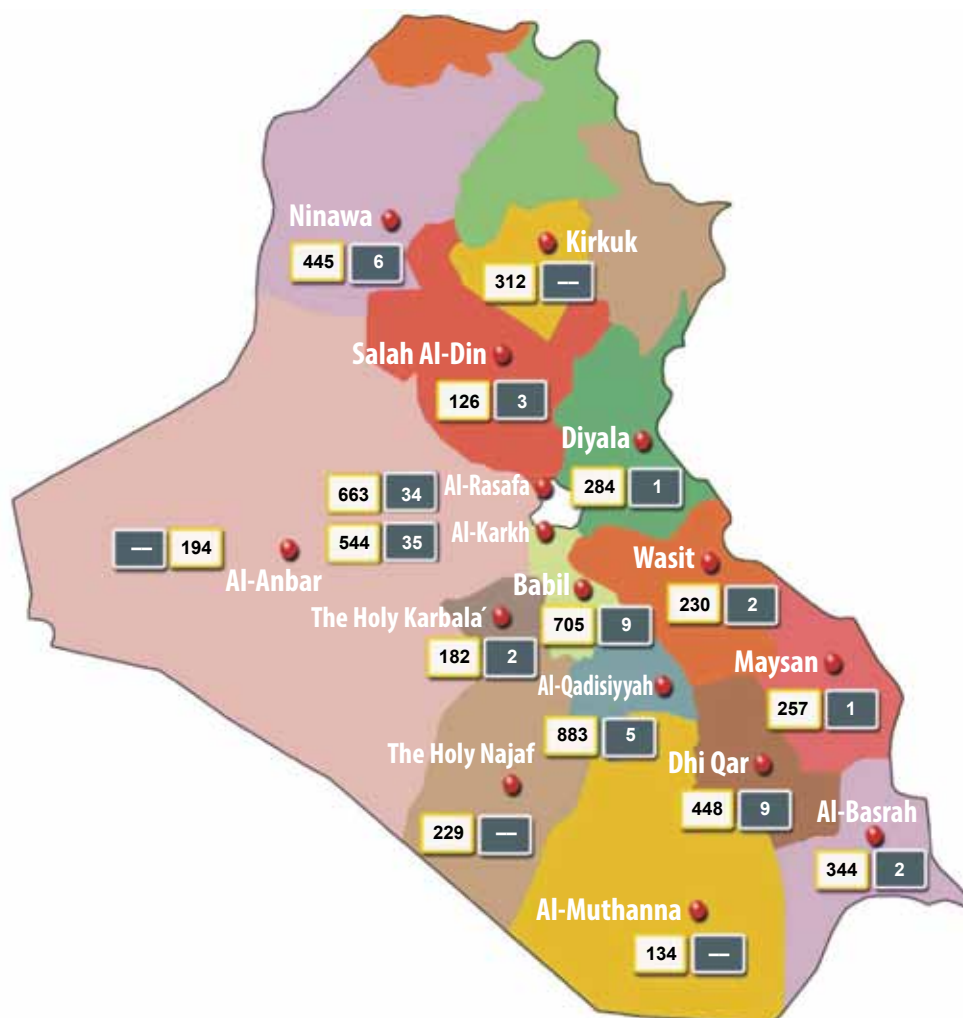
(1) The above number represents assignments sentences to who currently occupy the position.

Current Defendants

2004-2005	2006	2007	2008	2009	2010	2011	2012
No Statistics Available			408	1084	2844	5682	5980



Current Defendants to the Court Through 2012



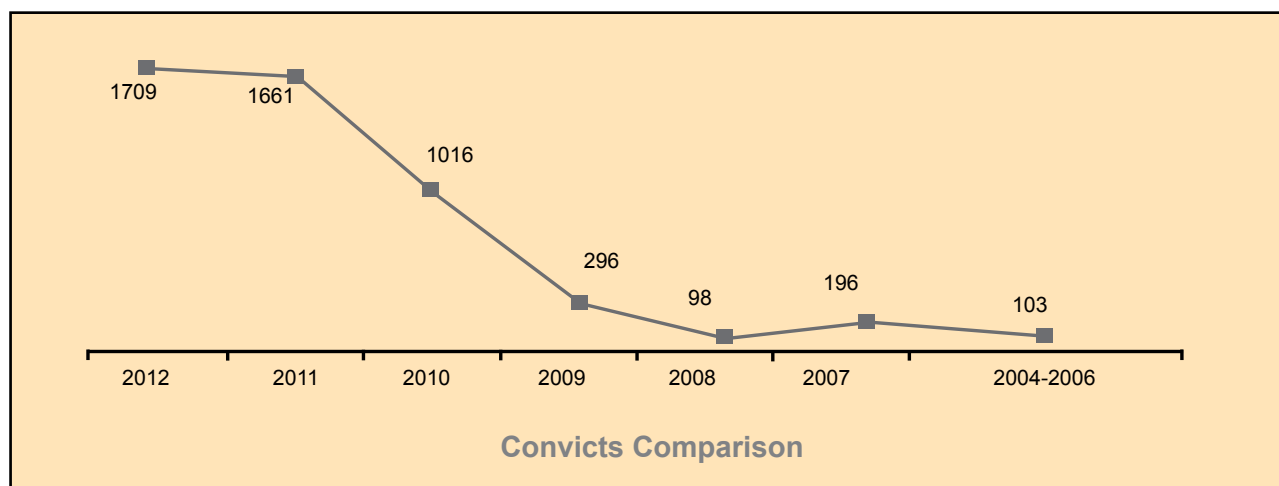
	Offices of the Commission's investigations
	The Total of the Current Defendants
	Director General and Higher including Ministers

6- The number of those who were tried was 2854, and 1145 of the accused were released whose ratio was 40.12% of the total number. 1709 were condemned and punished which amounted to 59.88% and those who attended the court were 78.88% and only 361 with the ratio of 21.12% of them were condemned in absence. Among the condemned were six ministers or the ones of their rank who received ten condemnations plus 26 heads of departments or their equals⁽¹⁾ who received 32 condemnations. Besides, there were 9 of the candidates in the elections of the parliament, 17 candidates in the elections to the councils of governorates who were condemned. Most of the condemned related to the crime of bribery, they were 62, ratio 3.63%, for stealing 132 were condemned, ratio 7.72% and for wasting the money of the state 325 were condemned, ratio 19.02% and 490 with the ratios of 28.67% for forgery.

Nine were condemned for life imprisonment with ratio of 53%, 219, ratio 12.82% for more than 5 years, 219, ratio 12.82% received judgments for imprisonment for 3-5 years, 66 with ratio 3.86% for 3 years and less than 3 years, 422 with ratio 24.69% for less than 3 years with no application, 347 with ratio 20.3% and 646, ratio 37.8% were condemned to pay a fine.

Convicts Comparison

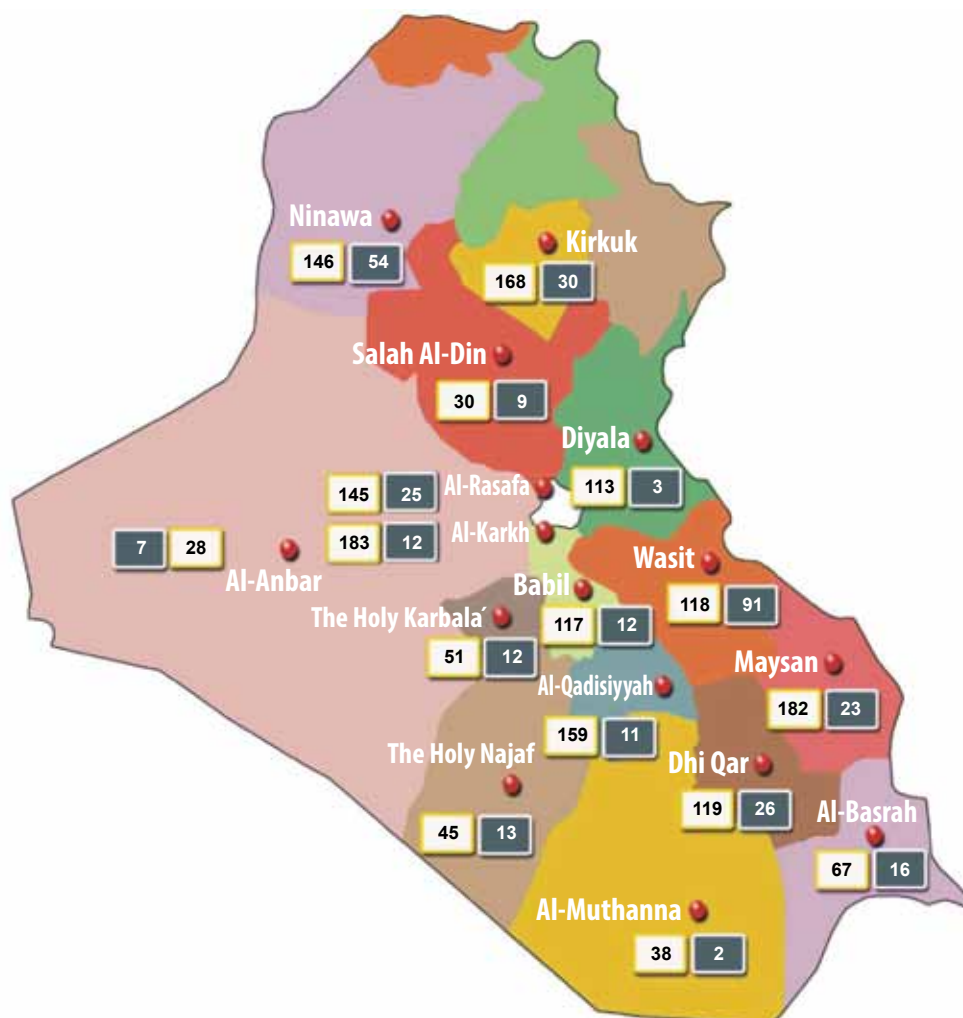
2004-2005-2006	2007	2008	2009	2010	2011	2012
103	196	98 ⁽²⁾	296	1016	1661	1709






(1) The above number stands for the judgments related to those who occupy the positions at present or occupied them previously, it involves the original or his equal.

(2) The most important reason for the decline in number of convicts in 2008 is the inclusion of many of them in amnesty law No. 19 for 2008.

Convicts of Condemnation and Punishment During 2012

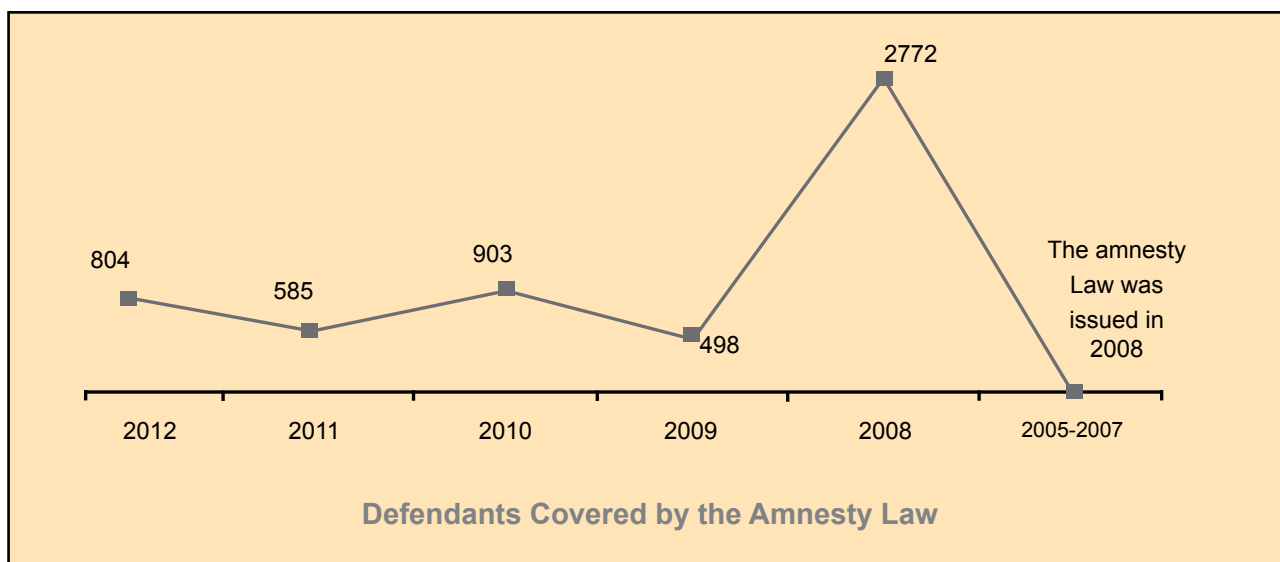


	Offices of the Commission's investigations
	The total of the Current Convicts
	Convicts requested to stop execution of the sentence

7- 804 were released according to the amnesty law No.19 of 2008. Those were accused of committing 376 criminal crimes with corruption⁽¹⁾ that was equal to 489577917 dinars.

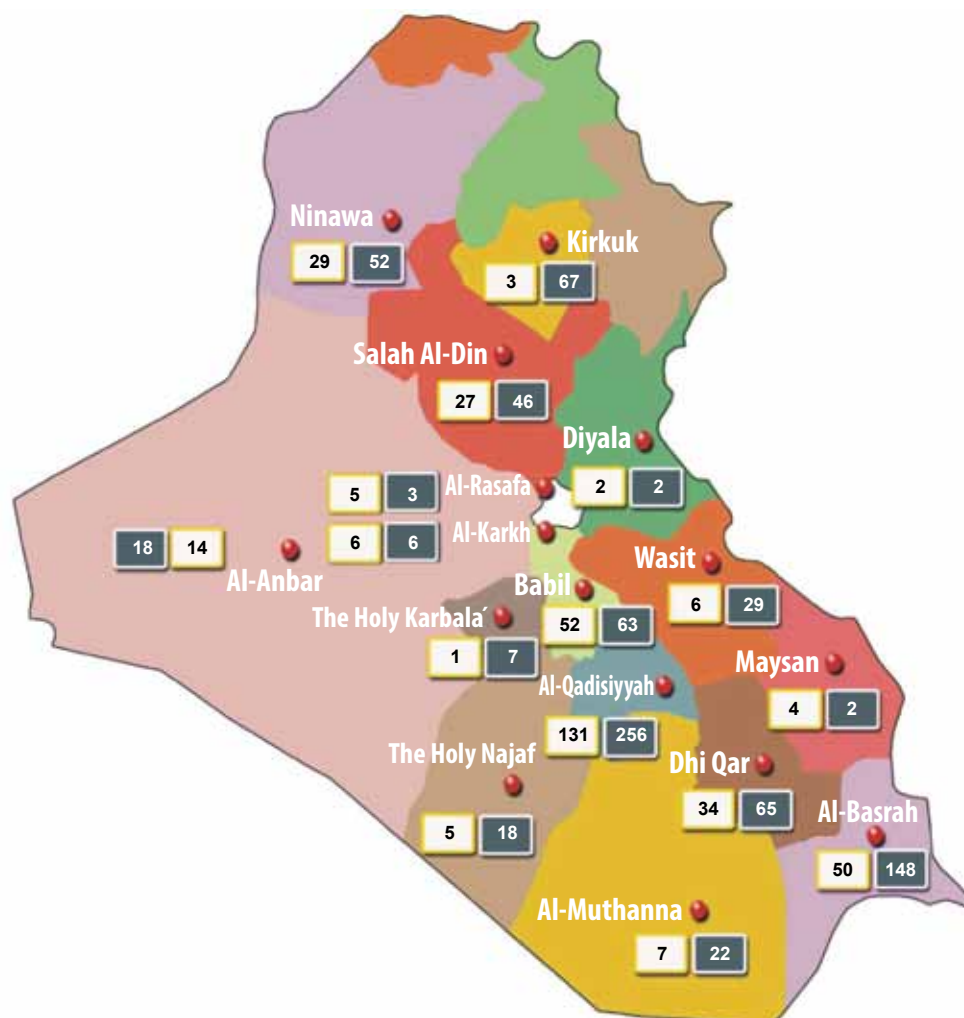
Defendants Covered by the Amnesty Law and the Value of Corruption

Years	2008	2009	2010	2011	2012	Sum total
Number of covered by the amnesty law	2772	498	903	585	804	5562
Value of Corruption in each case	124,983,445,914 Dinars	193,463,007,000 Dinars	6,813,502,530 Dinars	3,488,404,713 Dinars	489,577,917 Dinars	329.237.938.074 Dinars



(1) The value of corruption is the sum total of the money estimated by the specialized investigator; it depends on the nature of the claim; it is not, necessarily, regarded as the real value of the wasted money; it might include the value of the lost interest or utility.

Number of People Covered by the Amnesty Law in 2012



	Offices of the Commission's investigations
	376 Number of Cases
	804 Number of Convicts

- 8- What was returned actually and what was decided to be returned was 91,300,876,532 Iraqi dinars and 3,004,164 Jordanian dinars; the Committee got 228,934,454 Iraqi dinars and was decided to be returned was 91,071,942,078 Iraqi dinars and 3,004,164 Jordanian dinars.
- 9- The Committee arrested 68 charged with crimes of corruption in 39 operation of arrest, 16 in Baghdad and 23 in the governorates: 41 were accused by bribery (60.29%), 4 were charged of committing forgery (5.88%), one accused of stealing (1.47%), one accused of impersonation (1.47%) 4 of extortion (5.88%), 6 of fraud (8.82%) and 11 were charged with other crimes. The amount of arrested money in all those was 121,240,000 dinars in addition to checks and deposits which amount to 115,500,501,000 Iraqi dinars plus medical drugs which were unlicensed or passed their expiry dates, 24 Tons of oil (orkeeda) and a mobile. The ministries which applied the above-mentioned operations to their employees were:
 - A. The Interior ministry: 11 accused in 5 arrests.
 - B. The ministry of finance: 6 accused in 6 arrests.
 - C. The ministry of municipalities: 4 accused in 4 arrests.
- 10- Proceeding against the forgers of the school documents amongst the candidates to the elections of the parliament in 2010 whose number was 101 candidates in 101 cases, 28 of which were closed, 62 relegated to the suitable courts, 10 relegated to other courts of investigation and one case is still under investigation. The ratio of arbitration in the cases of forgers of the candidates to the parliament was 99.01%.
- 11- Proceeding against the school documents amongst the candidates to councils of the governorates in 2010. The number of the forgers was 349 candidates in 349 cases, 46 were closed, 269 were relegated to the courts, 26 cases to other courts of investigation, 3 relegated to other departments of investigation and 5 cases are still under investigation. The ratio of the achievements of arbitration in the cases of the forgers of the candidates of the councils of the governorates was 98.56%.
- 12- The Committee investigated 198333 school documents pertaining to employees in the ministries and the official departments: 1162 documents were found to be forged and the investigation is going on.
- 13- The Committee achieved 58 tests aiming at checking the truthfulness of those who applied to occupy the positions of the general inspector, the employees of the commission and some of the employees of the other ministries.
- 14- The number of the reports of investigation was 323, 282 of them concerned claims of information and criminal claims which are under the investigation of the Committee.

Second: In the Field of Law

- 1- The Committee presented 11 researches, studies and legal proposals all of which dealt with subjects relating to corruption and its combating. Besides, it presented through them proposals to deal with that criminal phenomenon according to the following table:

	Subject
1	Study and legislative proposal on the selection of the staff
2	Research paper on some legal and technical obstacles to the work of the Commission of Integrity
3	Research entitled to explain the Commission of Integrity act No. 30 of 2011
4	A research paper for the holiday and official days
5	A draft amendment to the province council law
6	A draft to determine the value of gifts that official staff can accept
7	A draft for contracts authority act
8	A draft amendment to the Commission of Integrity law
9	A research paper about the terms of references of the commission in accordance to the act No. 30 of 2011
10	The real role of the Commission of Integrity in development of the efficiency investigators
11	Obstacles to enhance cooperation in the field of financial asset recovery

- 2- In order to complete collecting the national legislations that have to do with transparency and combating corruption which were issued from 1917 until 2012, the Committee classified those legislations into working and not working to facilitate referring to them and apply what were introduced in them in terms of results, as follows:

Valid	Invalid	Total
678	1770	2448

Then the Committee reclassified the legislations according to the subjects which were dealt with by those legislations according to the following classification:

	Categorization
1	Constitutions
2	International Bank Cheques
3	The penal of the criminal law
4	The penal of the civil law
5	Regulatory procedural legislations
6	Supervisory procedural legislations
7	Job legislation and civil service job
8	Financial legislations
9	Transparency legislations

To fully complete what the Committee did, those classifications were printed with cooperation with the United Nations Development Bureau (UNDB) by printing the currently applied and the unapplied of those legislations.

Classification of the Current National Legislations about Transparency and Combating Corruption

	Categorization	Number
1	Constitutions	1
2	International Bank Cheques	110
3	Supervisory procedural legislations	53
4	Regulatory procedural legislations	309
5	The penal of the criminal law	7
6	Transparency legislations	40
7	Financial legislations	43
8	The penal of the civil law	15
9	Job legislation and civil service job	100
Total		678

The committee published those legislations on its website in order to be used, worked accordingly and to shed light on the unapplied ones due to not being applied or to lack of previous knowledge of them.

3. The committee continues in the business of verifying what have been gathered of legislations concerned with combating corruption and relating to transparency to know those legislations which were accepted in order to publish them on the website of the committee and to become a guide for all those concerned in combating corruption.
4. The committee surveyed and scrutinized the Iraqi legislations issued since 1917 and the impact of the legal texts relating to the right of looking at information via the working teams which the legal department constituted for that purpose.
5. The committee represented by the legal department achieved a full survey of the Iraqi legislations and laws issued since 1917 relating to the subject of protecting the witnesses, informers, victims and experts, rewarding them and the guarantees which those legislations provide relating to the subject and the legal articles that encourage giving information.
6. The national legislations relating to combating corruption since 1917 until 2012 were collected. The collected amount being 2448 legislations, classified as follows:

14 Constitutions and Modifications - 1048 Laws - 507 Instructions - 392 Systems - 115 Internal Systems - 253 Resolutions - 10 Decrees - 6 Presidential and Minister's Orders - 6 Publications - 26 Order of the Authority of Coalition - 3 Monarchical Orders - 28 Resolutions of the Dissolved Council of the Revolution Leadership Council - 39 Statements

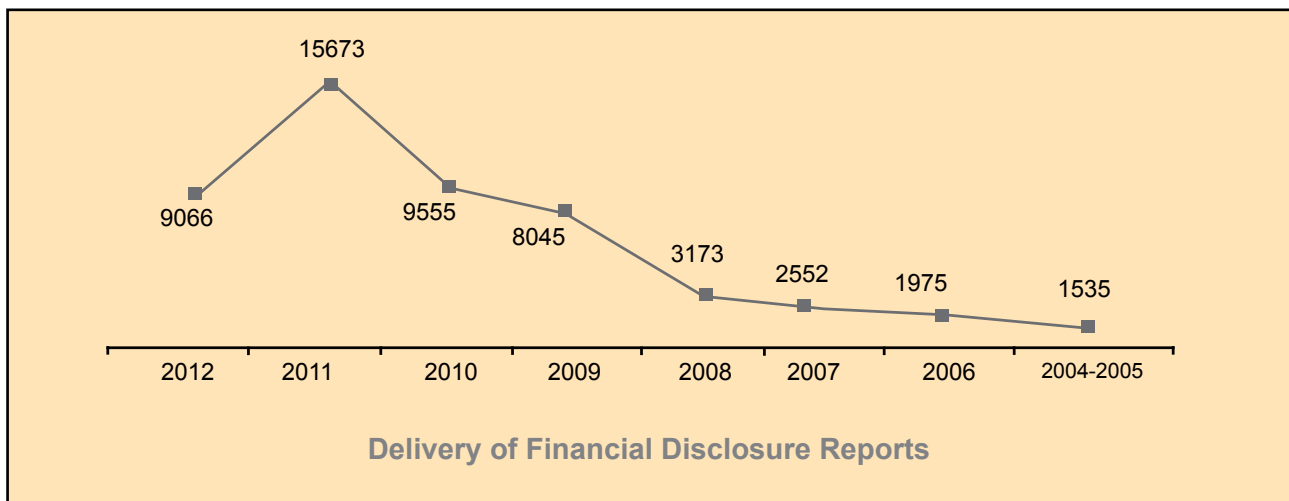
Third: Account of the Financial Interests

1. The committee received in 2012, 9066 reports about accounts relating to the financial security

Delivery of Financial Disclosure Reports

2004-2005	2006	2007	2008	2009	2010	2011	2012
1535	1975	2552	3173	8045	9555	15673	9066

The reason why the reports about the financial security received during 2012 were declined in number consisted in the fact that they did not include the officers in the defense and the interior ministries carrying the rank of captain and just the rank above it according to the law of the integrity committee No. 30 of year 2011 where the total amount of the financial accounts relating to those two ranks was 6000 during 2011.

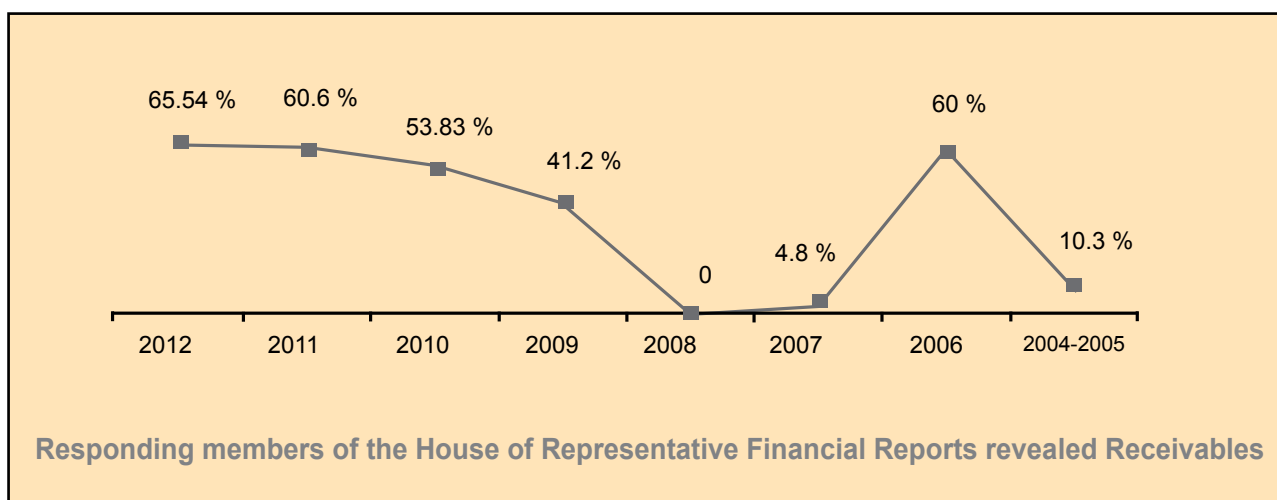


2- The ratio of the present members of the parliament who positively responded and did present reports of account is 65.54% where 213 deputies handed in their accounts out of 325.

Responding members of the House of Representative Financial Reports revealed Receivables

2004-2005 ⁽¹⁾	2006	2007	2008	2009	2010		2011	2012
30	174	14	0	121	212 ⁽²⁾	111 ⁽³⁾	197	206
10.3%	60%	4.8%	0%	41.2%	77.4%	34.2%	60.6%	65.54%
					33 members have been responded out of 600 members which they were in 2006 session and 2010 session (53.83%)			

Note: 7 members have been disclosed their financial report for year 2012, this was at the beginning of 2011.



(1) The statistics and percentages refer to the members of the national assembly in 2005.

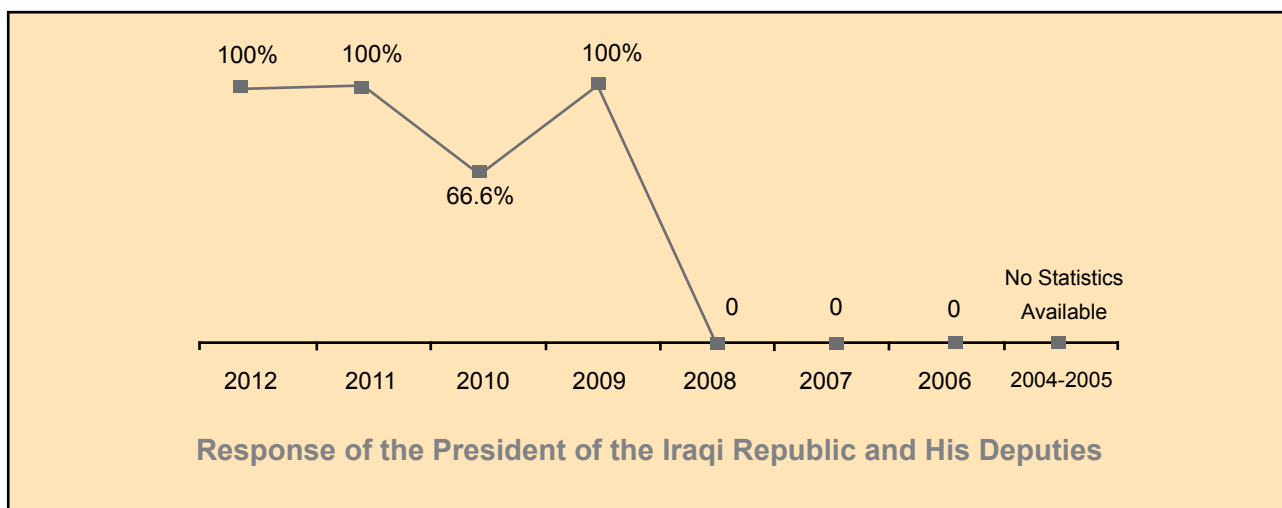
(2) The statistics and percentages refer to the presentation of the previous members of parliament (first session in 2006).

(3) The statistics and percentages above refer to the presentation of the current members of parliament (second session in 2010).

- 3- The ration of the positive response of the President of the Republic and his deputy to the presented reports of accounts was 100% in year 2012.

Response of the President of the Iraqi Republic and His Deputies

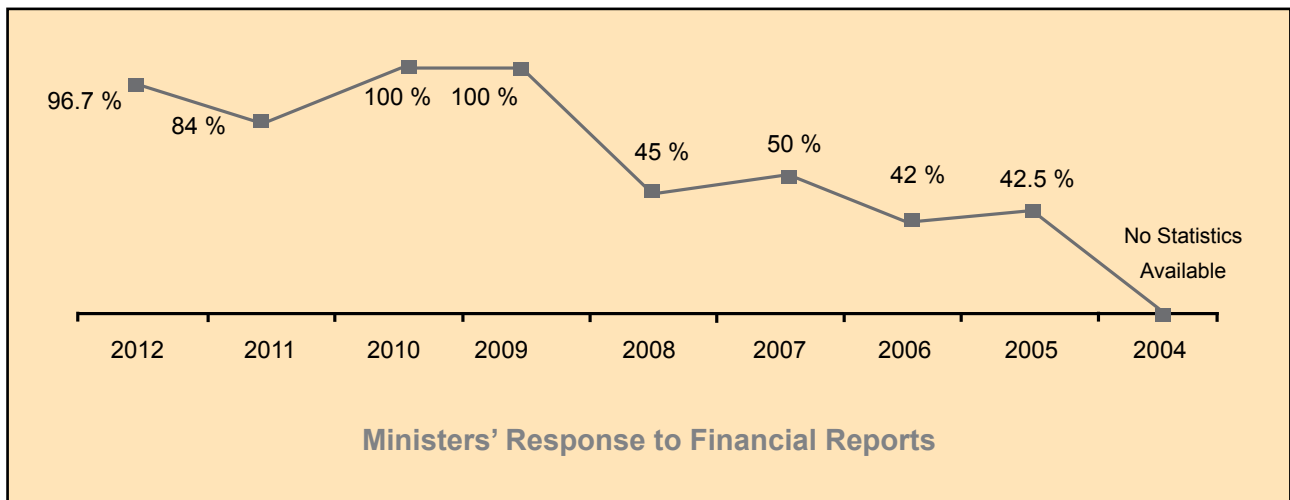
2004-2005	2006	2007	2008	2009	2010	2011	2012
No Statistics Available	0%	0%	0%	100%	66.6%	100%	100%



- 4- The ration of the response of the prime minister and his deputies to present reports of accounts was 75% where the prime minister and two of his deputies presented reports of accounts in year 2012.
- 5- The ration of the response of the ministers was 97.7%, 29 ministries out of 31 presented reports of accounts in 2012, whereas the ratio of the response of those whose rank is equal to the rank of minster was 100% where 22 of them out of 22 presented reports of accounts in 2012.

Ministers' Response to Financial Reports

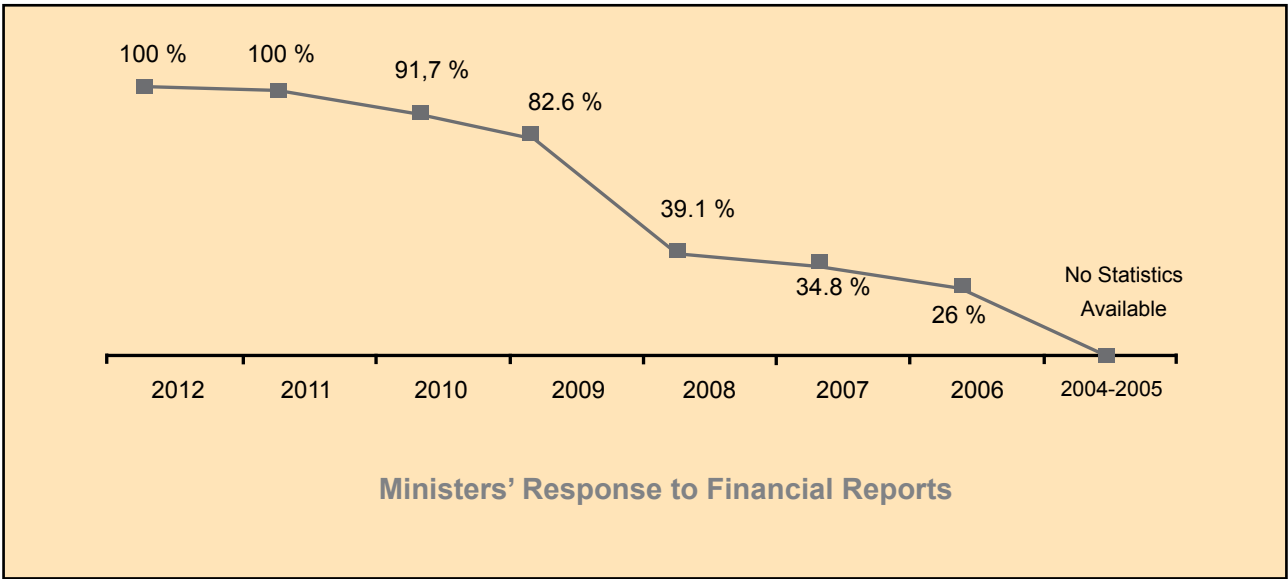
	2005	2006	2007	2008	2009	2010	2011	2012
Number	14	14	19	17	37	33	36	29
Percentage	42.5%	35%	50%	45%	100%	100%	84%	96.7%



While the percentage to response from who are in minister rank by 100%, while 22 have been responded for year 2012.

Ministers' Response to Financial Reports

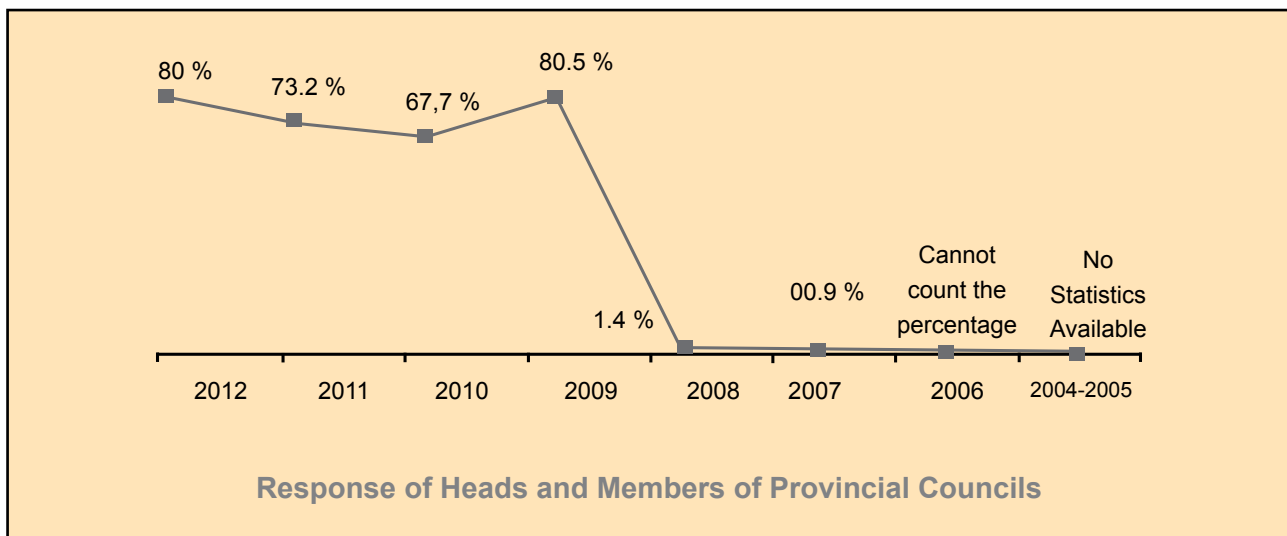
	2004-2005	2006	2007	2008	2009	2010	2011	2012
Number	No Statistics Available	6	8	9	19	22	23	22
Percentage	No Statistics Available	26%	34.8%	39.1%	82.6%	91.7%	100%	100%



- 6- The ration of the responses of those in the highest judicial council was 99.9% where 1330 of its members including its head presented, out of 1331, an account relating to their financial rights. Besides, 465 judicial investigators presented their financial account.
- 7- The ration of the responses of the heads and members of the councils of the governorates who were appointed after the last elections of the councils of the governorates to prevent accounts were as follows: 86, 7% for the chairpersons, 79,9% for the members where 386 chairpersons and members did present financial securities for 2012 out of 482 with a ratio of 80%, also 13 chairpersons did present out of 15.

Response of Heads and Members of Provincial Councils to the Disclosure Financial Reports

	2004-2005	2006	2007	2008	2009	2010	2011	2012
Number	No Statistics Available	29	6	9	621	326	353	386
Percentage		Cannot count the percentage ⁽¹⁾	0.9%	1.4%	80.5%	67.7%	73.2%	80%



(1) The reason for not mentioning the percentages is due to lack of accurate statistics related to the number of heads and members of provincial councils in 2006.

- 8- The ration of the responses of the mayors who were appointed after the elections of the last councils of the governorates was 100%; 15 out of 15 of the mayors presented their financial securities for 2012.

Governors that Have Responded to the Financial Reports

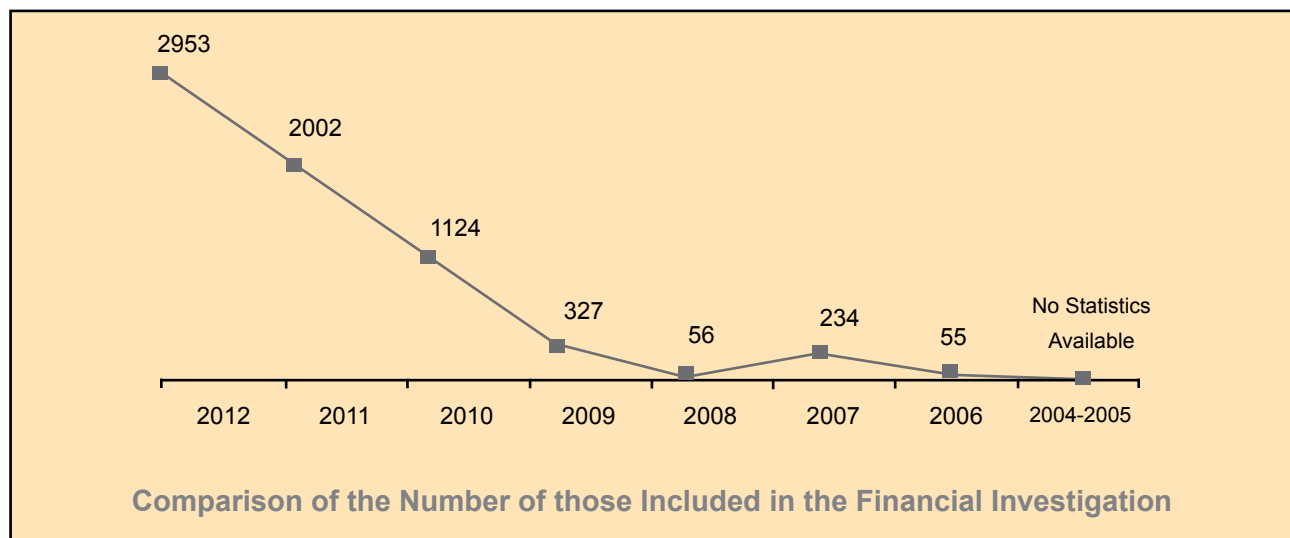
	2004-2005-2006-2007-2008-2009	2010	2011	2012
Number	No Statistics Available	14	14	15
Percentage	—	93.3%	93.3%	100%

- 9- The number of ministries whose responses were of the ratio 100% were 41, and the other departments not related to a ministry achieved 70.6%.

- 10- During that period the funds of 2953 parties were checked and investigated, all of which were in ministries and departments unrelated to ministries.

Number of Those Included in the Financial Investigation

	2004-2005	2006	2007	2008	2009	2010	2011	2012
Number	No Statistics Available	55	239	58	327	1124	2002	2953



11- It was revealed through the verification of the facts about the monies of the involved that the information of 565 of them did not correspond to what was included in the list of their financial accounts. That was represented by 369 cars, 216 companies, 179 bank credits and other moneys in the banks estimated 5,850,691,168 dinars and 924,742,13 dollars and 314 unallowed exchanges in Iraq's financial papers.

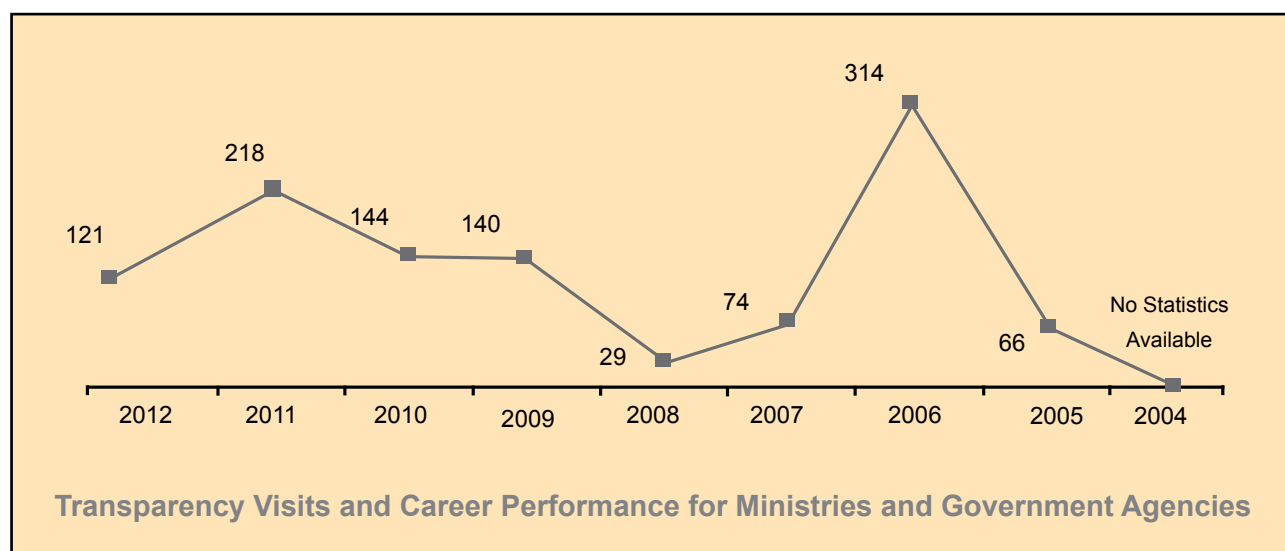
Number and Position of Those with Non-conforming Financials

	Position	Number of those with Non-conforming Financials 2010	Number of those with Non-conforming Financials 2011	Number of those with Non-conforming Financials 2012
1	Member of parliament		46	28
2	Minister	5	5	10
3	Deputy	14	13	30
4	Ambassadors	6	3	25
5	General inspector	14	-	6
6	Judge	77	50	5
7	Director General	2	77	97
8	Lecturer	5	26	66
9	Member of province council	42	78	87
10	Military officer	40	32	35
11	Deputy Director General		20	176
Total		205	350	565

- 12- The number of visits made by the members of the committee intended to follow up the business of transparency and work performance since the establishment of the committee was 801 visits involved 481 departments and issuing more than 104 reports about them some of which included 55 governmental departments and issuing 16 corresponding reports during 2012.

Transparency Visits and Functionality Efficiency and Government Agencies

	2004	2005	2006	2007	2008	2009	2010	2011	2012
Visits	No statistics available	66	314	74	29	140	144	218	121
Final reports	No statistics available	No statistics available	No statistics available	38	Not Active ⁽¹⁾	5	7	17	16



Despite the decline of the visits during 2012, the achievement in that domain is measured by the number of the reports about the places which were visited which was close to their number in year 2011 knowing that the preparation of every report in 2012 witnessed a great development and it became closer to a study than a report, which reduced the number of visits in 2012.

(1) Activity stopped in 2008 because of commissioning the working groups this subject with the department of career conduct in the department of prevention of operations in inventory, auditing and documentation of career conduct lists which were received in huge numbers that year.

13- The number of lists about the vocational conduct which were received was 39591 forms as is oblivious in the following table:

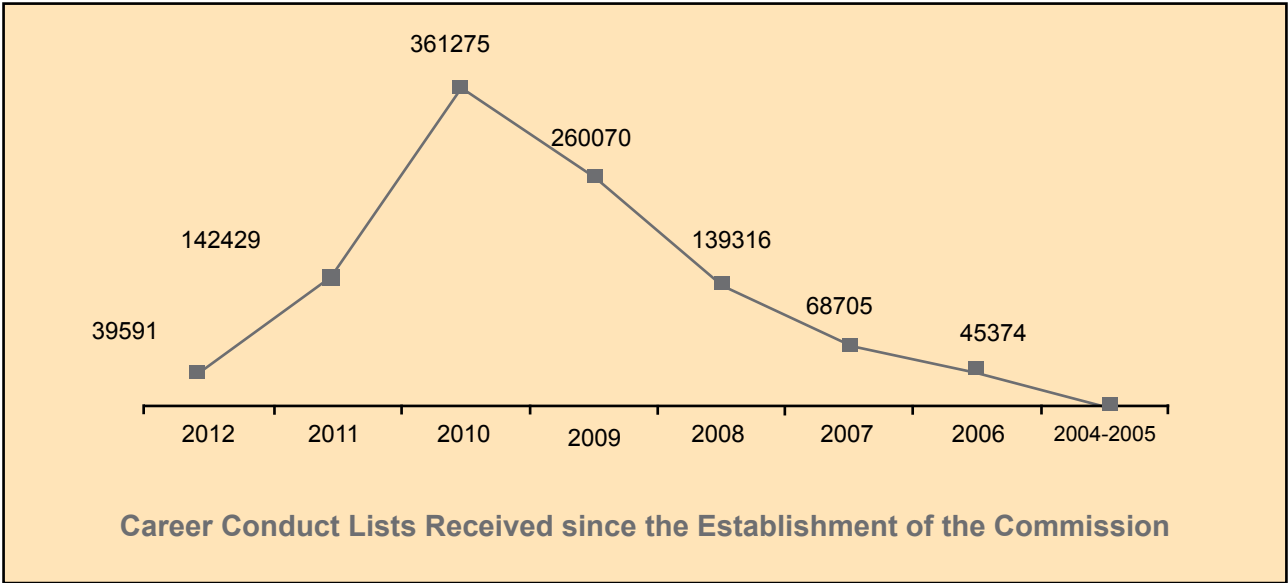
Agencies	Number	Cases delivered
Supreme judicial council	1	461
Ministries and who are associated with the ministry	31	39126
Province and its councils	1	4
total	33	39591

Comparison Table of Career Conduct Lists Received from Ministries and Government Agencies

	2004-2005	2006	2007	2008	2009	2010	2011	2012
Number of regulations received	No statistics available	45374	68705	139316	260070	361275	142429	39591
Number of agencies		24	23	23	46	36	26	33

The causes of the decline of the number of lists of the received vocational conduct are:

1. The stoppage of sending the lists about the conduct relating to those who belonged to the ministries of defense and the interior due to the beginning of the preparation of the lists of conducts specifically belonging to them.
2. The absence of cooperation of some ministries with other departments not related to the ministry.
3. The list of conduct is filled by the employee only once during his vocational service and not annually, thus the number of yearly received lists declines.



Fourth: Fields of Information, Education and Culture

1. The chairperson of the commission of integrity held a journalist conference on 05/09/2012 which was attended by one of the members of the parliament and a number of the spatial channels and journalists: 9 spatial channels and 3 information agencies.
2. Four conferences were held: the first was the annual scientific conference of the committee of integrity which was attended by the prime minister and a number of ministers and members of the parliament. The conference was organized by the department of education and public relations. The second was the conference of the religious platform; the third was the first annual conference of the organizations of civil society. Both the second and the third conferences were held by the department of the relations with the non-governmental organizations. The fourth conference was the first annual conference of the department of investigations, held for the distinguished investigations in 2011. The conference was held by the department of investigations.
3. The commission supervised the training of 2078 employees by organizing 141 training semesters: 119 were held in the Iraqi academy for combating corruption included 1830 trainees who belonged to the committee, the offices of public investigators and other ministries, and 15 semesters held at the external training centers which included 68 employees of the committee. Besides the committee supervised 6 semesters including 180 employees belonging to the ministry of education by cooperating with the office of the general investigator of the ministry of education.
4. Continuing the presentation of the activities of the committee on the website. As to deterrence, 8706 names of forgers were published which included 5012 employees, 3228 students and 466 candidates in the elections of the councils of the governorates and the parliament, as well as the names of the discharged from the public service who numbered 2299. Besides, seven journalistic statements were published relating to the activities of the commission at different levels, 141 journalistic news plus 5 researches in different specializations.
5. 54 workshops were held about combating corruption, the rules of vocational conduct and information. 3708 joined and participated in those workshops.
6. Continuing in the production and the broadcasting the program of the journal of Al-Nahar twice a month with cooperation with the Iraqi spatial channel and some other spatial channels and producing a number of plays and radio and television programs to effect circulation of the conceptions of integrity.
7. The making of 290 field visits aimed at spreading the culture of integrity: 130 visits about performance and vocational conduct, 132 visits made by the branch of combating bribery, 23 visits made by the department of the rations with the ungovernmental organizations and 10 visits made by the department of education and public relations.
8. Broadcasting televised scenes (advertisements) about the instructions of some current laws of combating corruption plus broadcasting the culture of integrity and transparency in a campaign involved 9 channels.
9. Signing a document about the mechanism of cooperation between the committee of Integrity, the ministry of high education and scientific research aiming at exchange of experiences and the preparation of studies and researches specialized in the field of combating corruption plus developing the skills of the associates of the committee and letting them share in the study inside and outside Iraq.
10. Working toward authoring a book of reference to teach integrity and transparency among the teachers of the elementary, middle and secondary periods, in cooperation with the ministry of education and the United Nations Development Program.

Fifth: Administration and the Reform of the Human Cadre

1. The budget of the committee for this year was 72,485,649,766 Iraqi dinars. The spending during this period of the year was 57,343,896,977 dinars. Hence, the ratio of the financial performance during the period was 79% according to the following ways of spending which were mentioned in the budget:
 - Employees' compensations: 89%
 - Commodities' requirements: 61%
 - Services' requirements: 58%
 - Maintenance of assets: 71%
 - Assets which are not monetary: 75%
 - Other expenditures: 71%
2. The total amount of the budget of the (investing) board for year 2012 was 4,551,723,000 dinars after obtaining an approval to get the monies which were not spent in 2011 for two projects. The total amount of the spent money during that period was 2,874,678,000 dinar with a ratio of 63%.
3. The committee achieved owning a piece of land in order to establish the Al-Basrah office of investigation for which cooperation and agreement were effected with the consulting office of the technological university to sign three contracts for testing the earth.
4. Proceeding to own the previous building (of the air force) which was assigned to be ready for the committee, its departments and its investigational offices in Baghdad.
5. The number of the employees of the committee was 1950 as permanent cadres and 3 employees by contracts.
6. The number of the employees holding B.A. and higher academic degrees working as permanent cadre was 1242, ratio 63, 7% of the permanent cadres.

Certificate specialization	Number	Percentage of permanent position has occupied	Percentage of people with BSC and higher occupation
Law	589	30.2%	48.3%
Computer Science	141	7.2%	11.5%
Finance and Accountancy	76	3.9%	6.2%
Languages	63	3.2%	5.1%
Media	20	1%	1.6%
Statistics	24	1.2%	1.9%

7. The number of employed women was 298 with the ratio of 15, 28% of the permanent cadres.
8. The number of employees, less than 40 years old was 1457 with 75, 7% as ratio, whereas the number of employees more than 50 years old was 93, ratio 24, 3% of the permanent cadres.
9. Employment and transferring services to the committee: 265 new employees existed for the permanent cadres some of them with an academic degree of M.A., 92 had B.A. and 173 with diplomas or less than diploma. Three of them to work as investigators, 17 as programmers, 23 law experts, 3 translators, 1 an accountant and 45 of different capacities.
10. The resignation and the terminating of the services of 9 employees involved: 1 manager, 4 investigators, 1 law expert and 4 of different capacities.
11. 1062 employees were granted sick leaves some of which were 779 leaves for males totaling 5247 days, 283 leaves for females totaling 3001 days and 34 employed women were granted for giving birth, 28 women as motherhood leaves, 35 employees got ordinary leaves for periods ranging from 1-6 months, some of them with full salaries, 4 without salaries, 4 (from 6 months to a year) without salaries, 7 according to the law of health inability and 19 employees were granted study leaves aimed at completing their higher studies.
12. The total amount of the rewards granted to the members belonging to the committee was 186 worth of 736, 775, 500 dinars. The number of the letters of thanks and appreciation granted to the members and to others in appreciation of their distinguished works and their additional exceptional deeds was 66, all of which were granted by the chairperson of the committee and his deputy.
13. Formation of the 223 investigatory committees for different objects, 115 of them were closed.
14. Relegating 11 employees to the specialized court and punishing 79 employees with different administrative penalties, 3 of them were dismissed from their offices, 33 were punished by threatening them verbally, 24 by warning, 1 by cutting the salary, 9 by rebuke, 6 by lowering their ranks, 1 by ending service, 1 by dismissal.
15. 14 committee of fining were formed. The total number of the moneys which were fined was 31,525,232 million dinars. Five of the committees were established, 8 are about to appear and one ended because there was no waste of the public money.
16. The number of the cases of interrogation was 59, after which 50 employees received different administrative penalties, 27 were warned verbally, 5 received warning and 18 employees were talked to and 9 cases were kept.
17. The total number of the claims available at the council of general discipline since 2008 was 230, 190 claims belonged to 2012. The claimants won 21 cases; the committee won 52 in which 16 claims were arbitrated in 2012, four of which were won by the claimants and 12 by the committee. 157 claims were not settled as yet, 93 of which belonged to 2012.