




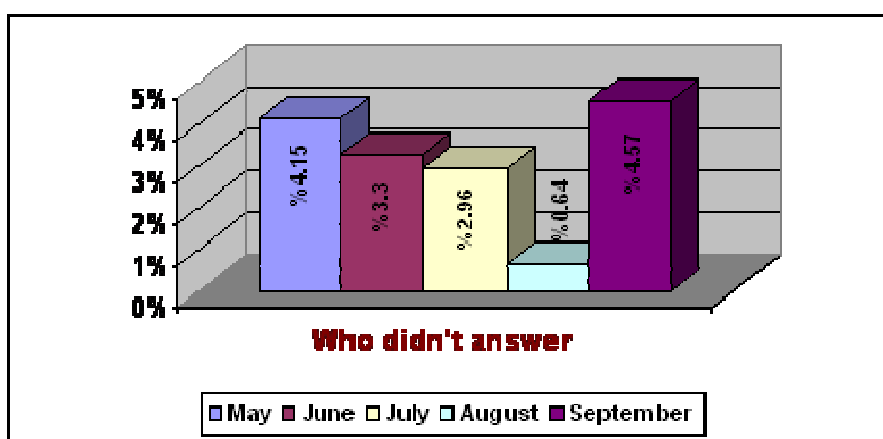
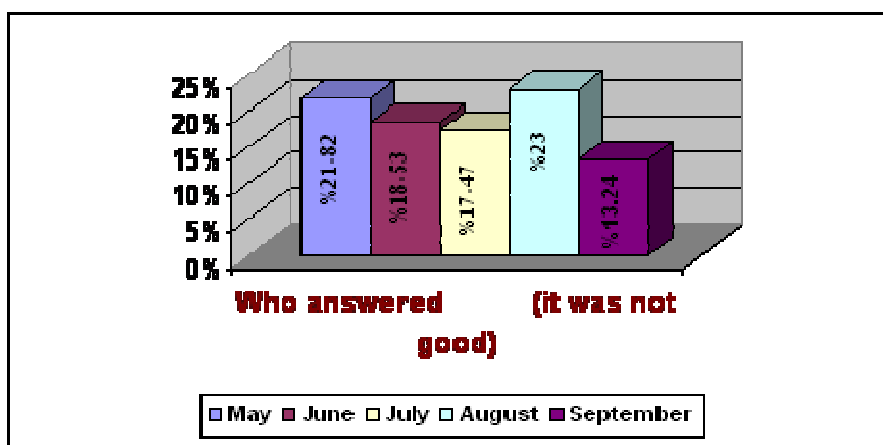

Detention  
places

Months	Who answered (it was good)	Who answered (it was not good)	Who didn't answer
May	%58.26	%36.93	%4.81
June	%64.04	%31.90	%4.06
July	%80.41	%16.82	%2.76
August	%73.85	%25.88	%0.27
September	%80.63	%14.87	%4.50



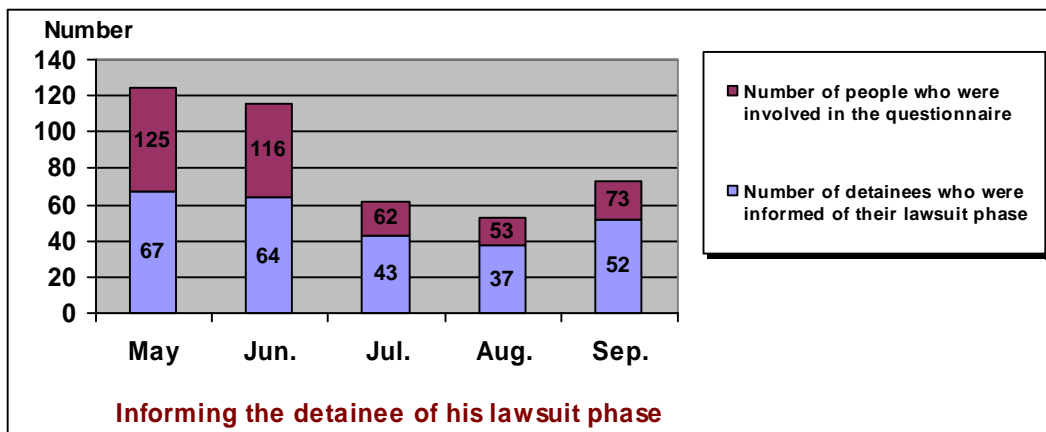
Detention's  
management

Months	Who answered (it was good)	Who answered (it was not good)	Who didn't answer
May	%74.03	%21.82	%4.15
June	%78.16	%18.53	%3.30
July	%79.57	%17.47	%2.96
August	%76.36	%23	%0.64
September	%82.19	%13.24	%4.57



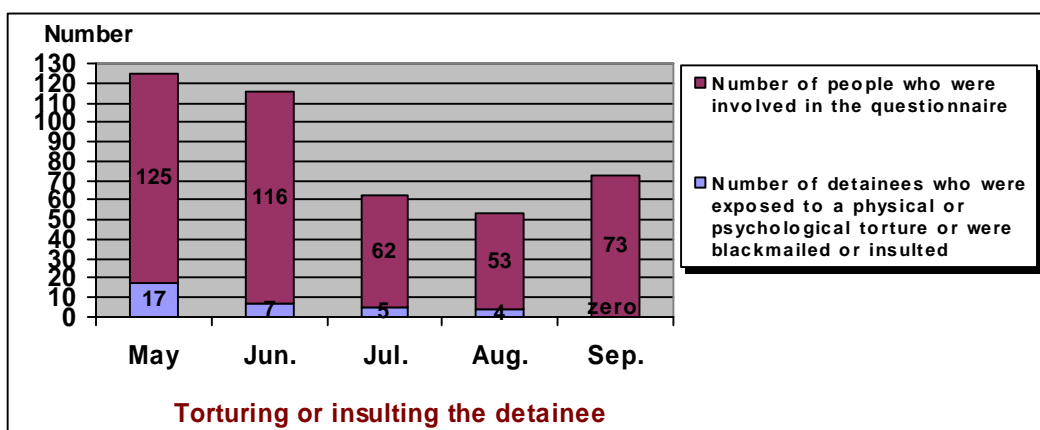
Informing the detainee of his lawsuit phase

Months	Number of detainees who were informed of their lawsuit phase	Number of detainees who were not informed of their lawsuit phase	Who didn't answer
May	67	53	5
June	64	45	7
July	43	16	3
August	37	14	2
September	52	17	4



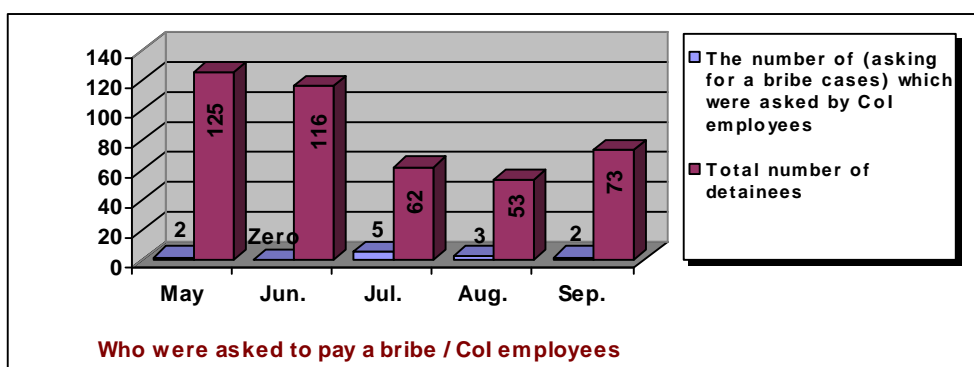
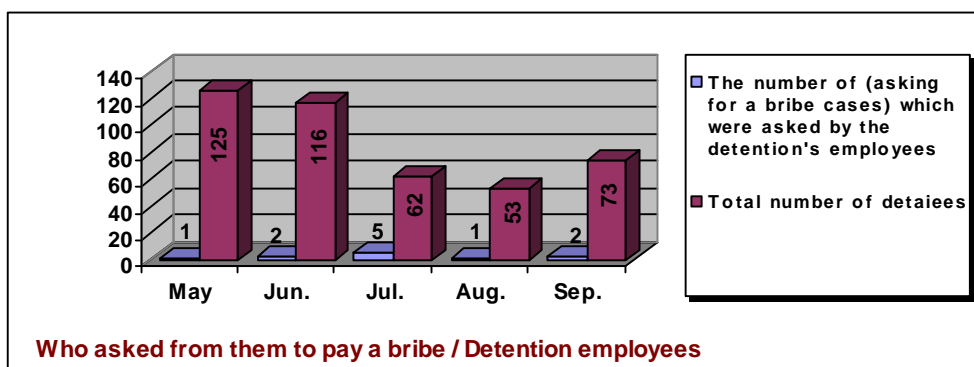
Torturing or insulting the detainee

Months	Number of detainees who were exposed to a physical or psychological torture or were blackmailed or insulted	Number of detainees who were not exposed to a physical or psychological torture or were blackmailed or insulted	Who didn't answer
May	17	103	5
June	7	101	8
July	5	55	2
August	4	49	0
September	0	69	4



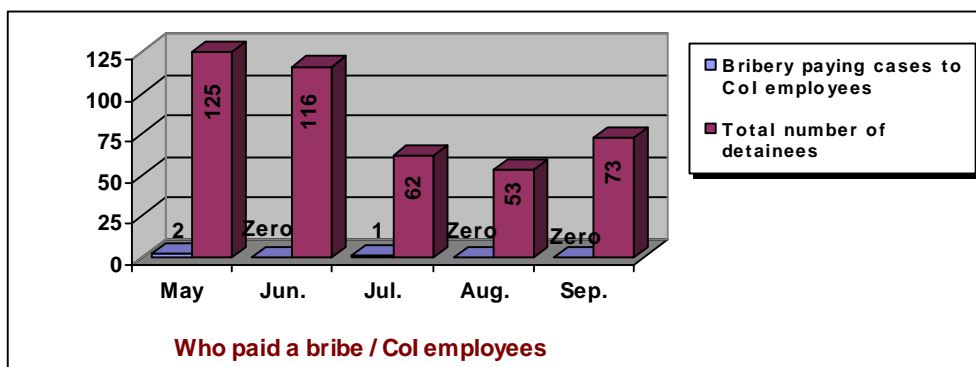
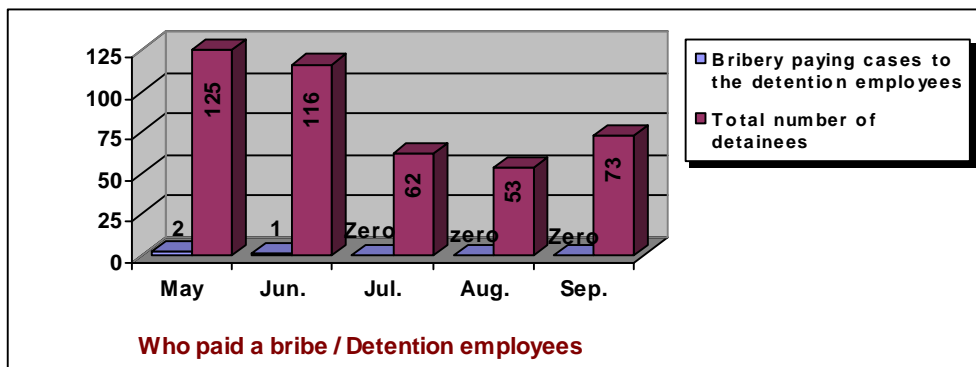
## Bribery cases

	Who were asked to pay a bribe	Who were not asked to pay a bribe	Who didn't answer
May			
Detention employees	1	119	5
Col employees	2	115	8
June			
Detention employees	2	113	1
Col employees	0	112	4
July			
Detention employees	5	45	3
Col employees	5	53	4
August			
Detention employees	1	52	0
Col employees	3	49	1
September			
Detention employees	2	68	3
Col employees	2	68	3



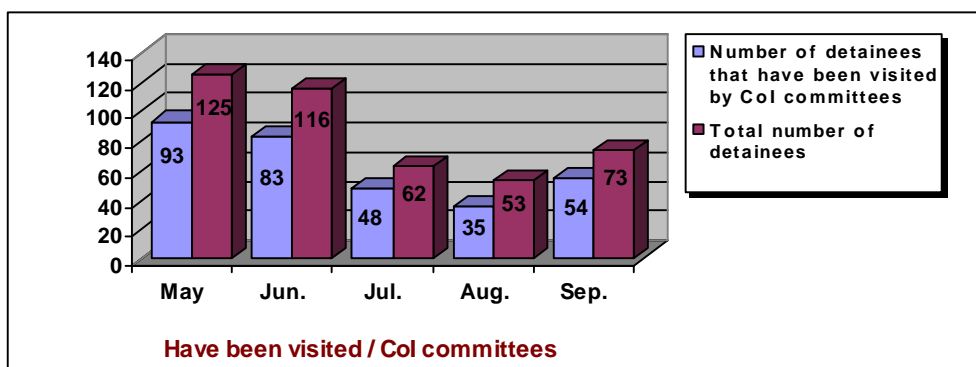
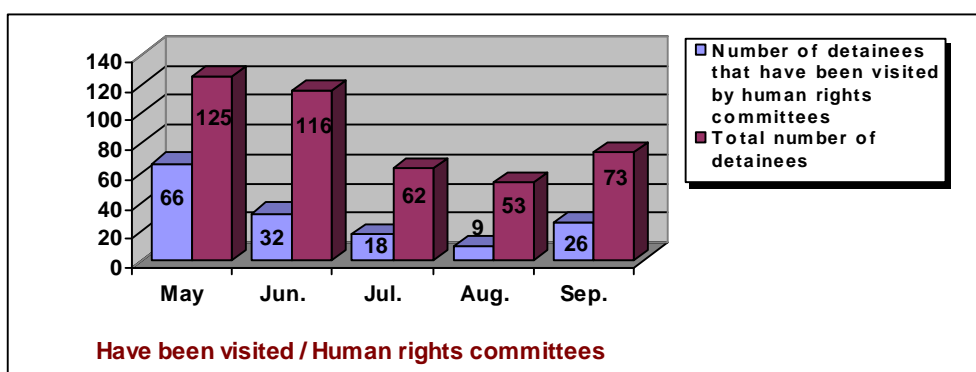
## Paying a bribe

	Who Paid a Bribe	Who didn't pay a bribe	Who didn't answer
	May		
Detention employees	2	119	4
Col employees	2	114	9
	June		
Detention employees	1	114	1
Col employees	0	112	4
	July		
Detention employees	0	61	1
Col employees	1	56	5
	August		
Detention employees	0	52	1
Col employees	0	51	2
	September		
Detention employees	0	71	2
Col employees	0	71	2



## Visits

	have been visited	Have not been visited	Who didn't answer
	May		
rights Human committees	66	56	3
Col committees	93	26	6
	June		
rights Human committees	32	79	5
Col committees	83	31	2
	July		
rights Human committees	18	39	5
Col committees	48	8	6
	August		
rights Human committees	9	42	2
Col committees	35	16	2
	September		
rights Human committees	26	42	5
Col committees	54	17	2



**Inquiry about  
detainees  
status**

	have been asked about their status	Have not been asked about their status	Who didn't answer
	May		
rights Human committees	50	71	4
Col committees	77	40	8
	June		
rights Human committees	33	78	5
Col committees	90	22	4
	July		
rights Human committees	20	36	6
Col committees	44	12	6
	August		
rights Human committees	10	42	1
Col committees	37	13	3
	September		
rights Human committees	28	39	6
Col committees	56	13	4

